MULTICELL

Pressure boosting units

Field of application
- Drinking water supply
- Industrial water supply
- Process water supply
- Air conditioning units
- Irrigation

Design
With 2 to 6 non-self-priming, staged centrifugal pumps and speed regulation for each pump (frequency converter).

Motor
Protection class ..... IP 55
Class of insulation ..... F
Voltage ..... 3~ 230/400 V ± 10 %
Speed ..... 2850 rpm
Frequency ..... 50 Hz

Technical data
Flow rate ..... Q up to max. 960 m³/h
Total dynamic head ..... H up to max. 250 m
Fluid temperature ..... t up to max. 50 °C
Operating pressure ..... p up to max. 25 bar

Pumped fluid
Clear, moderately aggressive fluids, which don't chemically and mechanically attack the pump materials.

Materials used
Pump housing ..... stainless steel AISI 304
Impellers ..... stainless steel AISI 304
O-rings ..... EPDM
Pump shaft ..... stainless steel AISI 303
Mechanical seal ..... carbon/SiC/EPDM
Fittings ..... copper alloy
Pipework ..... stainless steel AISI 316 Ti
Base frame ..... stainless steel AISI 304

Type key
Multicell SFE 3/4-70
Multicell ..... unit type
SFE ..... frequency controlled
3 ..... number of pumps
4 ..... pump size
70 ..... number of stages x 10

Special editions
- Special voltages
- Special elastomers
- Special mechanical seals
- Higher fluid temperatures
- Larger units

MULTICELL

Characteristics

SFE 1 to 6/2-100

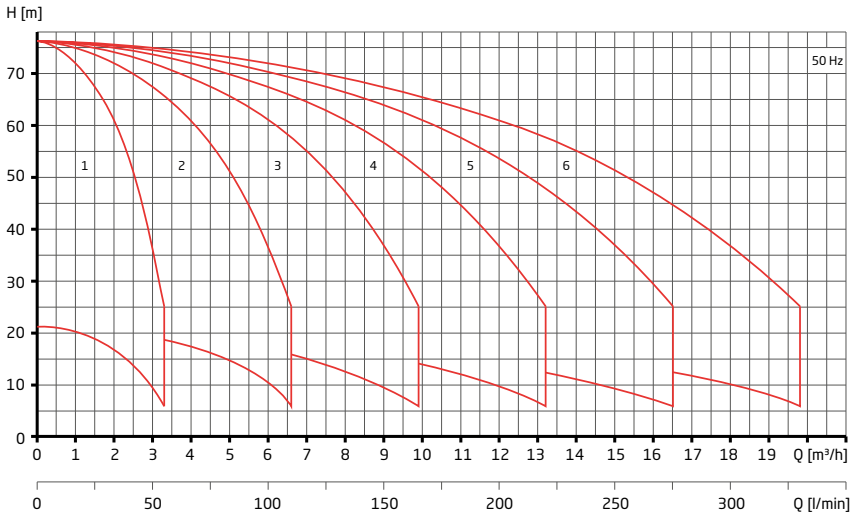

SFE 1 to 6/4-100

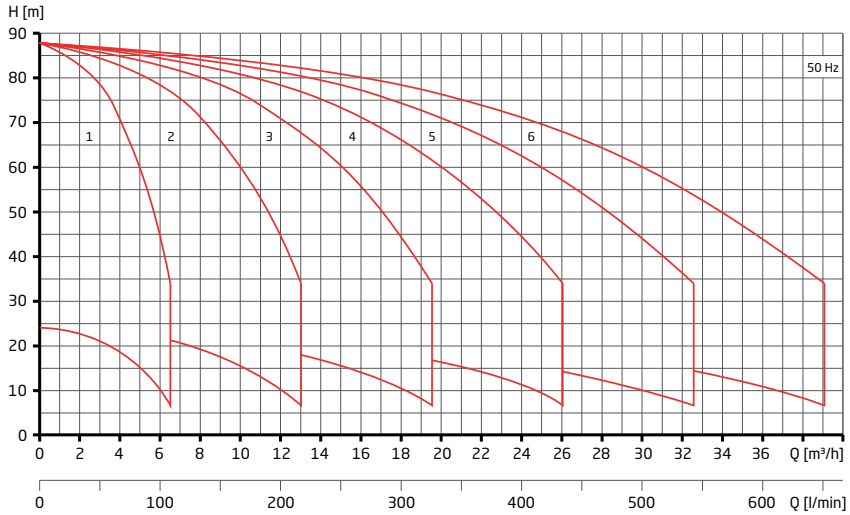

SFE 1 to 6/6-100

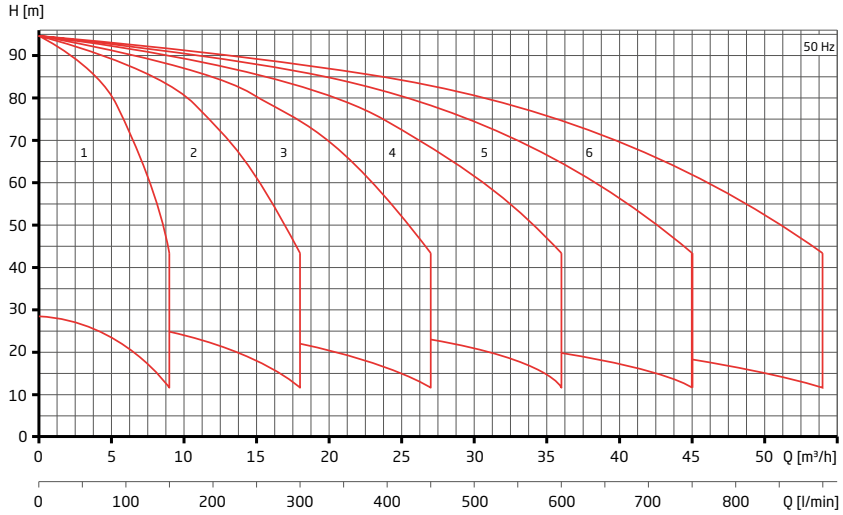

See IN-VB from page 52 for individual characteristics.

MULTICELL

Characteristics

SFE 1 to 6/10-100

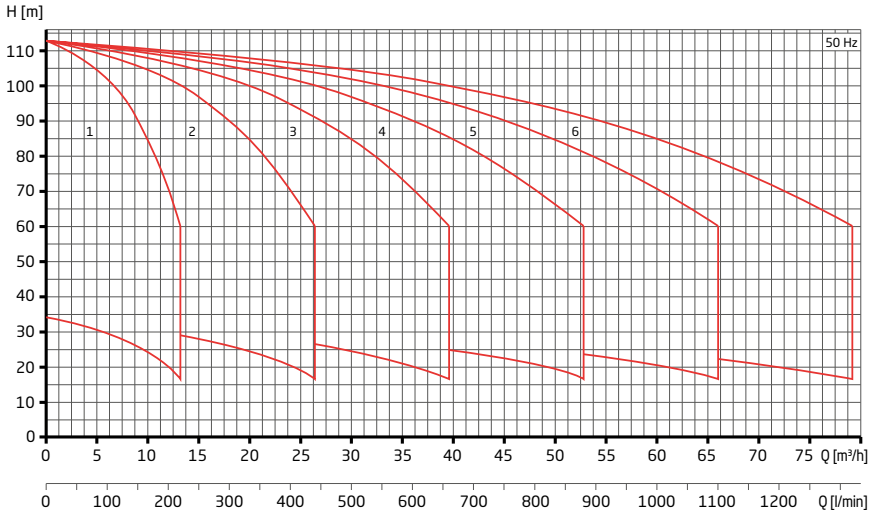

SFE 1 to 6/15-100

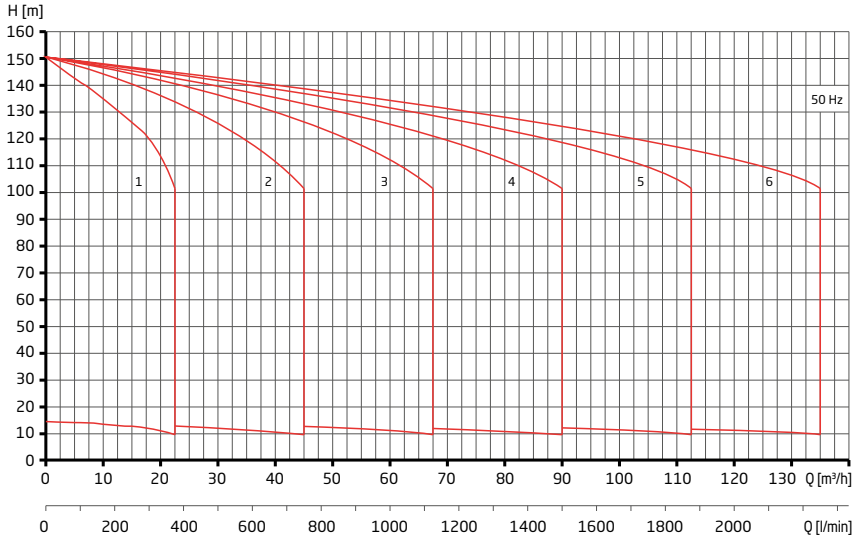

See IN-VB/IN-VC from page 52 for individual characteristics.

MULTICELL

Technical data

Multicell SFE 2-30 to 2-100 with 2 to 6 pumps

Type	Pumps No.	Pumps Type	Inlet/ outlet connection	Average flow rate (m^3/h)	Reserve pump (m^3/h)	Target pressure (bar)	Power output P_2 (kW)	Rated current (A) 3~ 400 V	Approx. weight (kg)
SFE 2/2-30	2	IN-VB 2-30	R 2/R 2	2.50	2.50	1.40	0.37	2 x 0.95	140.00
SFE 2/2-40	2	IN-VB 2-40	R 2/R 2	2.50	2.50	1.80	0.37	2 x 0.95	150.00
SFE 2/2-50	2	IN-VB 2-50	R 2/R 2	2.50	2.50	2.40	0.37	2 x 0.95	155.00
SFE 2/2-60	2	IN-VB 2-60	R 2/R 2	2.50	2.50	2.80	0.55	2 x 1.20	165.00
SFE 2/2-70	2	IN-VB 2-70	R 2/R 2	2.50	2.50	3.40	0.55	2 x 1.20	170.00
SFE 2/2-80	2	IN-VB 2-80	R 2/R 2	2.50	2.50	3.70	0.55	2 x 1.20	180.00
SFE 2/2-90	2	IN-VB 2-90	R 2/R 2	2.50	2.50	4.60	0.75	2 x 1.80	183.00
SFE 2/2-100	2	IN-VB 2-100	R 2/R 2	2.50	2.50	5.20	0.75	2 x 1.80	185.00
SFE 3/2-30	3	IN-VB 2-30	R 2/R 2	5.00	2.50	1.40	0.37	3 x 0.95	180.00
SFE 3/2-40	3	IN-VB 2-40	R 2/R 2	5.00	2.50	1.80	0.37	3 x 0.95	195.00
SFE 3/2-50	3	IN-VB 2-50	R 2/R 2	5.00	2.50	2.40	0.37	3 x 0.95	205.00
SFE 3/2-60	3	IN-VB 2-60	R 2/R 2	5.00	2.50	2.80	0.55	3 x 1.20	225.00
SFE 3/2-70	3	IN-VB 2-70	R 2/R 2	5.00	2.50	3.40	0.55	3 x 1.20	230.00
SFE 3/2-80	3	IN-VB 2-80	R 2/R 2	5.00	2.50	3.70	0.55	3 x 1.20	240.00
SFE 3/2-90	3	IN-VB 2-90	R 2/R 2	5.00	2.50	4.60	0.75	3 x 1.80	243.00
SFE 3/2-100	3	IN-VB 2-100	R 2/R 2	5.00	2.50	5.20	0.75	3 x 1.80	245.00
SFE 4/2-30	4	IN-VB 2-30	DN 65/DN 65	7.50	2.50	1.40	0.37	4 x 0.95	205.00
SFE 4/2-40	4	IN-VB 2-40	DN 65/DN 65	7.50	2.50	1.80	0.37	4 x 0.95	220.00
SFE 4/2-50	4	IN-VB 2-50	DN 65/DN 65	7.50	2.50	2.40	0.37	4 x 0.95	235.00
SFE 4/2-60	4	IN-VB 2-60	DN 65/DN 65	7.50	2.50	2.80	0.55	4 x 1.20	250.00
SFE 4/2-70	4	IN-VB 2-70	DN 65/DN 65	7.50	2.50	3.40	0.55	4 x 1.20	260.00
SFE 4/2-80	4	IN-VB 2-80	DN 65/DN 65	7.50	2.50	3.70	0.55	4 x 1.20	275.00
SFE 4/2-90	4	IN-VB 2-90	DN 65/DN 65	7.50	2.50	4.60	0.75	4 x 1.80	280.00
SFE 4/2-100	4	IN-VB 2-100	DN 65/DN 65	7.50	2.50	5.20	0.75	4 x 1.80	285.00
SFE 5/2-30	5	IN-VB 2-30	DN 80/DN 80	10.00	2.50	1.40	0.37	5 x 0.95	225.00
SFE 5/2-40	5	IN-VB 2-40	DN 80/DN 80	10.00	2.50	1.80	0.37	5 x 0.95	245.00
SFE 5/2-50	5	IN-VB 2-50	DN 80/DN 80	10.00	2.50	2.40	0.37	5 x 0.95	260.00
SFE 5/2-60	5	IN-VB 2-60	DN 80/DN 80	10.00	2.50	2.80	0.55	5 x 1.20	290.00
SFE 5/2-70	5	IN-VB 2-70	DN 80/DN 80	10.00	2.50	3.40	0.55	5 x 1.20	300.00
SFE 5/2-80	5	IN-VB 2-80	DN 80/DN 80	10.00	2.50	3.70	0.55	5 x 1.20	320.00
SFE 5/2-90	5	IN-VB 2-90	DN 80/DN 80	10.00	2.50	4.60	0.75	5 x 1.80	325.00
SFE 5/2-100	5	IN-VB 2-100	DN 80/DN 80	10.00	2.50	5.20	0.75	5 x 1.80	330.00
SFE 6/2-30	6	IN-VB 2-30	DN 80/DN 80	12.50	2.50	1.40	0.37	6 x 0.95	250.00
SFE 6/2-40	6	IN-VB 2-40	DN 80/DN 80	12.50	2.50	1.80	0.37	6 x 0.95	275.00
SFE 6/2-50	6	IN-VB 2-50	DN 80/DN 80	12.50	2.50	2.40	0.37	6 x 0.95	295.00
SFE 6/2-60	6	IN-VB 2-60	DN 80/DN 80	12.50	2.50	2.80	0.55	6 x 1.20	350.00
SFE 6/2-70	6	IN-VB 2-70	DN 80/DN 80	12.50	2.50	3.40	0.55	6 x 1.20	365.00
SFE 6/2-80	6	IN-VB 2-80	DN 80/DN 80	12.50	2.50	3.70	0.55	6 x 1.20	390.00
SFE 6/2-90	6	IN-VB 2-90	DN 80/DN 80	12.50	2.50	4.60	0.75	6 x 1.80	398.00
SFE 6/2-100	6	IN-VB 2-100	DN 80/DN 80	12.50	2.50	5.20	0.75	6 x 1.80	405.00

MULTICELL

Technical data

Multicell SFE 4-30 to 4-100 with 2 to 6 pumps

Type	Pumps No.	Pumps Type	Inlet/ Outlet connection	Average flow rate (m^3/h)	Reserve pump (m^3/h)	Target pressure (bar)	Power output P_2 (kW)	Rated current (A) 3~ 400 V	Approx. weight (kg)
SFE 2/4-30	2	IN-VB 4-30	R 2/R 2	4.00	4.00	1.90	0.55	2 x 1.20	140.00
SFE 2/4-40	2	IN-VB 4-40	R 2/R 2	4.00	4.00	2.60	0.55	2 x 1.20	150.00
SFE 2/4-50	2	IN-VB 4-50	R 2/R 2	4.00	4.00	3.50	0.75	2 x 1.80	155.00
SFE 2/4-60	2	IN-VB 4-60	R 2/R 2	4.00	4.00	4.30	1.10	2 x 2.30	165.00
SFE 2/4-70	2	IN-VB 4-70	R 2/R 2	4.00	4.00	4.90	1.10	2 x 2.30	170.00
SFE 2/4-80	2	IN-VB 4-80	R 2/R 2	4.00	4.00	5.60	1.50	2 x 3.20	180.00
SFE 2/4-90	2	IN-VB 4-90	R 2/R 2	4.00	4.00	6.40	1.50	2 x 3.20	183.00
SFE 2/4-100	2	IN-VB 4-100	R 2/R 2	4.00	4.00	7.20	1.50	2 x 3.20	185.00
SFE 3/4-30	3	IN-VB 4-30	R 2/R 2	8.00	4.00	1.90	0.55	3 x 1.20	180.00
SFE 3/4-40	3	IN-VB 4-40	R 2/R 2	8.00	4.00	2.60	0.55	3 x 1.20	195.00
SFE 3/4-50	3	IN-VB 4-50	R 2/R 2	8.00	4.00	3.50	0.75	3 x 1.80	205.00
SFE 3/4-60	3	IN-VB 4-60	R 2/R 2	8.00	4.00	4.30	1.10	3 x 2.30	225.00
SFE 3/4-70	3	IN-VB 4-70	R 2/R 2	8.00	4.00	4.90	1.10	3 x 2.30	230.00
SFE 3/4-80	3	IN-VB 4-80	R 2/R 2	8.00	4.00	5.60	1.50	3 x 3.20	240.00
SFE 3/4-90	3	IN-VB 4-90	R 2/R 2	8.00	4.00	6.40	1.50	3 x 3.20	243.00
SFE 3/4-100	3	IN-VB 4-100	R 2/R 2	8.00	4.00	7.20	1.50	3 x 3.20	245.00
SFE 4/4-30	4	IN-VB 4-30	DN 65/DN 65	12.00	4.00	1.90	0.55	4 x 1.20	205.00
SFE 4/4-40	4	IN-VB 4-40	DN 65/DN 65	12.00	4.00	2.60	0.55	4 x 1.20	220.00
SFE 4/4-50	4	IN-VB 4-50	DN 65/DN 65	12.00	4.00	3.50	0.75	4 x 1.80	235.00
SFE 4/4-60	4	IN-VB 4-60	DN 65/DN 65	12.00	4.00	4.30	1.10	4 x 2.30	250.00
SFE 4/4-70	4	IN-VB 4-70	DN 65/DN 65	12.00	4.00	4.90	1.10	4 x 2.30	260.00
SFE 4/4-80	4	IN-VB 4-80	DN 65/DN 65	12.00	4.00	5.60	1.50	4 x 3.20	275.00
SFE 4/4-90	4	IN-VB 4-90	DN 65/DN 65	12.00	4.00	6.40	1.50	4 x 3.20	280.00
SFE 4/4-100	4	IN-VB 4-100	DN 65/DN 65	12.00	4.00	7.20	1.50	4 x 3.20	285.00
SFE 5/4-30	5	IN-VB 4-30	DN 80/DN 80	16.00	4.00	1.90	0.55	5 x 1.20	225.00
SFE 5/4-40	5	IN-VB 4-40	DN 80/DN 80	16.00	4.00	2.60	0.55	5 x 1.20	245.00
SFE 5/4-50	5	IN-VB 4-50	DN 80/DN 80	16.00	4.00	3.50	0.75	5 x 1.80	260.00
SFE 5/4-60	5	IN-VB 4-60	DN 80/DN 80	16.00	4.00	4.30	1.10	5 x 2.30	290.00
SFE 5/4-70	5	IN-VB 4-70	DN 80/DN 80	16.00	4.00	4.90	1.10	5 x 2.30	300.00
SFE 5/4-80	5	IN-VB 4-80	DN 80/DN 80	16.00	4.00	5.60	1.50	5 x 3.20	320.00
SFE 5/4-90	5	IN-VB 4-90	DN 80/DN 80	16.00	4.00	6.40	1.50	5 x 3.20	325.00
SFE 5/4-100	5	IN-VB 4-100	DN 80/DN 80	16.00	4.00	7.20	1.50	5 x 3.20	330.00
SFE 6/4-30	6	IN-VB 4-30	DN 80/DN 80	20.00	4.00	1.90	0.55	6 x 1.20	250.00
SFE 6/4-40	6	IN-VB 4-40	DN 80/DN 80	20.00	4.00	2.60	0.55	6 x 1.20	275.00
SFE 6/4-50	6	IN-VB 4-50	DN 80/DN 80	20.00	4.00	3.50	0.75	6 x 1.80	295.00
SFE 6/4-60	6	IN-VB 4-60	DN 80/DN 80	20.00	4.00	4.30	1.10	6 x 2.30	350.00
SFE 6/4-70	6	IN-VB 4-70	DN 80/DN 80	20.00	4.00	4.90	1.10	6 x 2.30	365.00
SFE 6/4-80	6	IN-VB 4-80	DN 80/DN 80	20.00	4.00	5.60	1.50	6 x 3.20	390.00
SFE 6/4-90	6	IN-VB 4-90	DN 80/DN 80	20.00	4.00	6.40	1.50	6 x 3.20	398.00
SFE 6/4-100	6	IN-VB 4-100	DN 80/DN 80	20.00	4.00	7.20	1.50	6 x 3.20	405.00

MULTICELL

Technical data

Multicell SFE 6-30 to 6-100 with 2 to 6 pumps

Type	Pumps No.	Pumps Type	Inlet/ Outlet connection	Average flow rate (m^3/h)	Reserve pump (m^3/h)	Target pressure (bar)	Power output P_2 (kW)	Rated current (A) 3~ 400 V	Approx. weight (kg)
SFE 2/6-30	2	IN-VB 6-30	R 2/R 2	6.00	6.00	2.20	0.75	2 x 1.80	145.00
SFE 2/6-40	2	IN-VB 6-40	R 2/R 2	6.00	6.00	2.90	1.10	2 x 2.30	160.00
SFE 2/6-50	2	IN-VB 6-50	R 2/R 2	6.00	6.00	3.70	1.10	2 x 2.30	165.00
SFE 2/6-60	2	IN-VB 6-60	R 2/R 2	6.00	6.00	4.40	1.50	2 x 3.20	170.00
SFE 2/6-70	2	IN-VB 6-70	R 2/R 2	6.00	6.00	5.30	1.50	2 x 3.20	180.00
SFE 2/6-80	2	IN-VB 6-80	R 2/R 2	6.00	6.00	5.90	2.20	2 x 4.60	190.00
SFE 2/6-90	2	IN-VB 6-90	R 2/R 2	6.00	6.00	6.60	2.20	2 x 4.60	193.00
SFE 2/6-100	2	IN-VB 6-100	R 2/R 2	6.00	6.00	7.40	2.20	2 x 4.60	195.00
SFE 3/6-30	3	IN-VB 6-30	R 2/R 2	12.00	6.00	2.20	0.75	3 x 1.80	190.00
SFE 3/6-40	3	IN-VB 6-40	R 2/R 2	12.00	6.00	2.90	1.10	3 x 2.30	210.00
SFE 3/6-50	3	IN-VB 6-50	R 2/R 2	12.00	6.00	3.70	1.10	3 x 2.30	230.00
SFE 3/6-60	3	IN-VB 6-60	R 2/R 2	12.00	6.00	4.40	1.50	3 x 3.20	240.00
SFE 3/6-70	3	IN-VB 6-70	R 2/R 2	12.00	6.00	5.30	1.50	3 x 3.20	255.00
SFE 3/6-80	3	IN-VB 6-80	R 2/R 2	12.00	6.00	5.90	2.20	3 x 4.60	270.00
SFE 3/6-90	3	IN-VB 6-90	R 2/R 2	12.00	6.00	6.60	2.20	3 x 4.60	273.00
SFE 3/6-100	3	IN-VB 6-100	R 2/R 2	12.00	6.00	7.40	2.20	3 x 4.60	275.00
SFE 4/6-30	4	IN-VB 6-30	DN 65/DN 65	18.00	6.00	2.20	0.75	4 x 1.80	225.00
SFE 4/6-40	4	IN-VB 6-40	DN 65/DN 65	18.00	6.00	2.90	1.10	4 x 2.30	240.00
SFE 4/6-50	4	IN-VB 6-50	DN 65/DN 65	18.00	6.00	3.70	1.10	4 x 2.30	255.00
SFE 4/6-60	4	IN-VB 6-60	DN 65/DN 65	18.00	6.00	4.40	1.50	4 x 3.20	270.00
SFE 4/6-70	4	IN-VB 6-70	DN 65/DN 65	18.00	6.00	5.30	1.50	4 x 3.20	280.00
SFE 4/6-80	4	IN-VB 6-80	DN 65/DN 65	18.00	6.00	5.90	2.20	4 x 4.60	295.00
SFE 4/6-90	4	IN-VB 6-90	DN 65/DN 65	18.00	6.00	6.60	2.20	4 x 4.60	300.00
SFE 4/6-100	4	IN-VB 6-100	DN 65/DN 65	18.00	6.00	7.40	2.20	4 x 4.60	305.00
SFE 5/6-30	5	IN-VB 6-30	DN 80/DN 80	24.00	6.00	2.20	0.75	5 x 1.80	250.00
SFE 5/6-40	5	IN-VB 6-40	DN 80/DN 80	24.00	6.00	2.90	1.10	5 x 2.30	270.00
SFE 5/6-50	5	IN-VB 6-50	DN 80/DN 80	24.00	6.00	3.70	1.10	5 x 2.30	285.00
SFE 5/6-60	5	IN-VB 6-60	DN 80/DN 80	24.00	6.00	4.40	1.50	5 x 3.20	315.00
SFE 5/6-70	5	IN-VB 6-70	DN 80/DN 80	24.00	6.00	5.30	1.50	5 x 3.20	325.00
SFE 5/6-80	5	IN-VB 6-80	DN 80/DN 80	24.00	6.00	5.90	2.20	5 x 4.60	345.00
SFE 5/6-90	5	IN-VB 6-90	DN 80/DN 80	24.00	6.00	6.40	2.20	5 x 4.60	350.00
SFE 5/6-100	5	IN-VB 6-100	DN 80/DN 80	24.00	6.00	7.40	2.20	5 x 4.60	355.00
SFE 6/6-30	6	IN-VB 6-30	DN 80/DN 80	30.00	6.00	2.20	0.75	6 x 1.80	280.00
SFE 6/6-40	6	IN-VB 6-40	DN 80/DN 80	30.00	6.00	2.90	1.10	6 x 2.30	305.00
SFE 6/6-50	6	IN-VB 6-50	DN 80/DN 80	30.00	6.00	3.70	1.10	6 x 2.30	325.00
SFE 6/6-60	6	IN-VB 6-60	DN 80/DN 80	30.00	6.00	4.40	1.50	6 x 3.20	380.00
SFE 6/6-70	6	IN-VB 6-70	DN 80/DN 80	30.00	6.00	5.30	1.50	6 x 3.20	395.00
SFE 6/6-80	6	IN-VB 6-80	DN 80/DN 80	30.00	6.00	5.90	2.20	6 x 4.60	420.00
SFE 6/6-90	6	IN-VB 6-90	DN 80/DN 80	30.00	6.00	6.60	2.20	6 x 4.60	428.00
SFE 6/6-100	6	IN-VB 6-100	DN 80/DN 80	30.00	6.00	7.40	2.20	6 x 4.60	435.00

MULTICELL

Technical data

Multicell SFE 10-30 to 10-100 with 2 to 6 pumps

Type	Pumps No.	Pumps Type	Inlet/ Outlet connection	Average flow rate (m³/h)	Reserve pump (m³/h)	Target pressure (bar)	Power outlet P_2 (kW)	Rated current (A) 3~ 400 V	Approx. Weight (kg)
SFE 2/10-30	2	IN-VB 10-30	R 2/R 2	8.00	8.00	2.70	1.10	2 x 2.30	145.00
SFE 2/10-40	2	IN-VB 10-40	R 2/R 2	8.00	8.00	3.70	1.50	2 x 3.20	160.00
SFE 2/10-50	2	IN-VB 10-50	R 2/R 2	8.00	8.00	4.60	2.20	2 x 4.60	165.00
SFE 2/10-60	2	IN-VB 10-60	R 2/R 2	8.00	8.00	5.50	2.20	2 x 4.60	170.00
SFE 2/10-70	2	IN-VB 10-70	R 2/R 2	8.00	8.00	6.60	3.00	2 x 5.80	180.00
SFE 2/10-80	2	IN-VB 10-80	R 2/R 2	8.00	8.00	7.60	3.00	2 x 5.80	190.00
SFE 2/10-90	2	IN-VB 10-90	R 2/R 2	8.00	8.00	8.50	4.00	2 x 7.40	204.00
SFE 2/10-100	2	IN-VB 10-100	R 2/R 2	8.00	8.00	9.50	4.00	2 x 7.40	206.00
SFE 3/10-30	3	IN-VB 10-30	R 2 ½/R 2 ½	16.00	8.00	2.70	1.10	3 x 2.30	190.00
SFE 3/10-40	3	IN-VB 10-40	R 2 ½/R 2 ½	16.00	8.00	3.70	1.50	3 x 3.20	210.00
SFE 3/10-50	3	IN-VB 10-50	R 2 ½/R 2 ½	16.00	8.00	4.60	2.20	3 x 4.60	230.00
SFE 3/10-60	3	IN-VB 10-60	R 2 ½/R 2 ½	16.00	8.00	5.50	2.20	3 x 4.60	240.00
SFE 3/10-70	3	IN-VB 10-70	R 2 ½/R 2 ½	16.00	8.00	6.60	3.00	3 x 5.80	255.00
SFE 3/10-80	3	IN-VB 10-80	R 2 ½/R 2 ½	16.00	8.00	7.60	3.00	3 x 5.80	270.00
SFE 3/10-90	3	IN-VB 10-90	R 2 ½/R 2 ½	16.00	8.00	8.50	4.00	3 x 7.40	291.00
SFE 3/10-100	3	IN-VB 10-100	R 2 ½/R 2 ½	16.00	8.00	9.90	4.00	3 x 7.40	294.00
SFE 4/10-30	4	IN-VB 10-30	DN 80/DN 80	24.00	8.00	2.70	1.10	4 x 2.30	235.00
SFE 4/10-40	4	IN-VB 10-40	DN 80/DN 80	24.00	8.00	3.70	1.50	4 x 3.20	260.00
SFE 4/10-50	4	IN-VB 10-50	DN 80/DN 80	24.00	8.00	4.60	2.20	4 x 4.60	275.00
SFE 4/10-60	4	IN-VB 10-60	DN 80/DN 80	24.00	8.00	5.50	2.20	4 x 4.60	285.00
SFE 4/10-70	4	IN-VB 10-70	DN 80/DN 80	24.00	8.00	6.60	3.00	4 x 5.80	305.00
SFE 4/10-80	4	IN-VB 10-80	DN 80/DN 80	24.00	8.00	7.60	3.00	4 x 5.80	325.00
SFE 4/10-90	4	IN-VB 10-90	DN 80/DN 80	24.00	8.00	8.50	4.00	4 x 7.40	353.00
SFE 4/10-100	4	IN-VB 10-100	DN 80/DN 80	24.00	8.00	9.50	4.00	4 x 7.40	357.00
SFE 5/10-30	5	IN-VB 10-30	DN 100/DN 100	32.00	8.00	2.70	1.10	5 x 2.30	280.00
SFE 5/10-40	5	IN-VB 10-40	DN 100/DN 100	32.00	8.00	3.70	1.50	5 x 3.20	310.00
SFE 5/10-50	5	IN-VB 10-50	DN 100/DN 100	32.00	8.00	4.60	2.20	5 x 4.60	330.00
SFE 5/10-60	5	IN-VB 10-60	DN 100/DN 100	32.00	8.00	5.50	2.20	5 x 4.60	340.00
SFE 5/10-70	5	IN-VB 10-70	DN 100/DN 100	32.00	8.00	6.60	3.00	5 x 5.80	365.00
SFE 5/10-80	5	IN-VB 10-80	DN 100/DN 100	32.00	8.00	7.60	3.00	5 x 5.80	390.00
SFE 5/10-90	5	IN-VB 10-90	DN 100/DN 100	32.00	8.00	8.50	4.00	5 x 7.40	425.00
SFE 5/10-100	5	IN-VB 10-100	DN 100/DN 100	32.00	8.00	9.50	4.00	5 x 7.40	430.00
SFE 6/10-30	6	IN-VB 10-30	DN 100/DN 100	40.00	8.00	2.70	1.10	6 x 2.30	325.00
SFE 6/10-40	6	IN-VB 10-40	DN 100/DN 100	40.00	8.00	3.70	1.50	6 x 3.20	360.00
SFE 6/10-50	6	IN-VB 10-50	DN 100/DN 100	40.00	8.00	4.60	2.20	6 x 4.60	385.00
SFE 6/10-60	6	IN-VB 10-60	DN 100/DN 100	40.00	8.00	5.50	2.20	6 x 4.60	400.00
SFE 6/10-70	6	IN-VB 10-70	DN 100/DN 100	40.00	8.00	6.60	3.00	6 x 5.80	430.00
SFE 6/10-80	6	IN-VB 10-80	DN 100/DN 100	40.00	8.00	7.60	3.00	6 x 5.80	460.00
SFE 6/10-90	6	IN-VB 10-90	DN 100/DN 100	40.00	8.00	8.50	4.00	6 x 7.40	502.00
SFE 6/10-100	6	IN-VB 10-100	DN 100/DN 100	40.00	8.00	9.50	4.00	6 x 7.40	508.00

MULTICELL

Technical data

Multicell SFE 15-20 to 15-100 with 2 to 6 pumps

Type	Pumps No.	Pumps Type	Inlet/ Outlet connection	Average flow rate (m^3/h)	Reserve pump (m^3/h)	Target pressure (bar)	Power output P_2 (kW)	Rated current (A) 3~ 400 V	Approx. weight (kg)
SFE 2/15-20	2	IN-VC 15-20	DN 80/DN 80	15.00	15.00	2.50	2.20	2 x 4.60	195.00
SFE 2/15-30	2	IN-VC 15-30	DN 80/DN 80	15.00	15.00	3.80	3.00	2 x 5.80	210.00
SFE 2/15-40	2	IN-VC 15-40	DN 80/DN 80	15.00	15.00	5.10	4.00	2 x 7.40	225.00
SFE 2/15-50	2	IN-VC 15-50	DN 80/DN 80	15.00	15.00	6.50	5.50	2 x 10.00	305.00
SFE 2/15-60	2	IN-VC 15-60	DN 80/DN 80	15.00	15.00	7.80	7.50	2 x 13.30	310.00
SFE 2/15-70	2	IN-VC 15-70	DN 80/DN 80	15.00	15.00	9.10	7.50	2 x 13.30	315.00
SFE 2/15-80	2	IN-VC 15-80	DN 80/DN 80	15.00	15.00	10.40	11.00	2 x 19.30	320.00
SFE 2/15-90	2	IN-VC 15-90	DN 80/DN 80	15.00	15.00	11.70	11.00	2 x 19.30	470.00
SFE 2/15-100	2	IN-VC 15-100	DN 80/DN 80	15.00	15.00	13.00	11.00	2 x 19.30	475.00
SFE 3/15-20	3	IN-VC 15-20	DN 100/DN 100	30.00	15.00	2.50	2.20	3 x 4.60	270.00
SFE 3/15-30	3	IN-VC 15-30	DN 100/DN 100	30.00	15.00	3.80	3.00	3 x 5.80	300.00
SFE 3/15-40	3	IN-VC 15-40	DN 100/DN 100	30.00	15.00	5.10	4.00	3 x 7.40	315.00
SFE 3/15-50	3	IN-VC 15-50	DN 100/DN 100	30.00	15.00	6.50	5.50	3 x 10.00	430.00
SFE 3/15-60	3	IN-VC 15-60	DN 100/DN 100	30.00	15.00	7.80	7.50	3 x 13.30	435.00
SFE 3/15-70	3	IN-VC 15-70	DN 100/DN 100	30.00	15.00	9.10	7.50	3 x 13.30	450.00
SFE 3/15-80	3	IN-VC 15-80	DN 100/DN 100	30.00	15.00	10.40	11.00	3 x 19.30	680.00
SFE 3/15-90	3	IN-VC 15-90	DN 100/DN 100	30.00	15.00	11.70	11.00	3 x 19.30	685.00
SFE 3/15-100	3	IN-VC 15-100	DN 100/DN 100	30.00	15.00	13.00	11.00	3 x 19.30	690.00
SFE 4/15-20	4	IN-VC 15-20	DN 100/DN 100	45.00	15.00	2.50	2.20	4 x 4.60	350.00
SFE 4/15-30	4	IN-VC 15-30	DN 100/DN 100	45.00	15.00	3.80	3.00	4 x 5.80	385.00
SFE 4/15-40	4	IN-VC 15-40	DN 100/DN 100	45.00	15.00	5.10	4.00	4 x 7.40	410.00
SFE 4/15-50	4	IN-VC 15-50	DN 100/DN 100	45.00	15.00	6.50	5.50	4 x 10.00	565.00
SFE 4/15-60	4	IN-VC 15-60	DN 100/DN 100	45.00	15.00	7.80	7.50	4 x 13.30	570.00
SFE 4/15-70	4	IN-VC 15-70	DN 100/DN 100	45.00	15.00	9.10	7.50	4 x 13.30	590.00
SFE 4/15-80	4	IN-VC 15-80	DN 100/DN 100	45.00	15.00	10.40	11.00	4 x 19.30	900.00
SFE 4/15-90	4	IN-VC 15-90	DN 100/DN 100	45.00	15.00	11.70	11.00	4 x 19.30	905.00
SFE 4/15-100	4	IN-VC 15-100	DN 100/DN 100	45.00	15.00	13.00	11.00	4 x 19.30	910.00
SFE 5/15-20	5	IN-VC 15-20	DN 125/DN 125	60.00	15.00	2.50	2.20	5 x 4.60	425.00
SFE 5/15-30	5	IN-VC 15-30	DN 125/DN 125	60.00	15.00	3.80	3.00	5 x 5.80	470.00
SFE 5/15-40	5	IN-VC 15-40	DN 125/DN 125	60.00	15.00	5.10	4.00	5 x 7.40	505.00
SFE 5/15-50	5	IN-VC 15-50	DN 125/DN 125	60.00	15.00	6.50	5.50	5 x 10.00	695.00
SFE 5/15-60	5	IN-VC 15-60	DN 125/DN 125	60.00	15.00	7.80	7.50	5 x 13.30	700.00
SFE 5/15-70	5	IN-VC 15-70	DN 125/DN 125	60.00	15.00	9.10	7.50	5 x 13.30	725.00
SFE 5/15-80	5	IN-VC 15-80	DN 125/DN 125	60.00	15.00	10.40	11.00	5 x 19.30	1100.00
SFE 5/15-90	5	IN-VC 15-90	DN 125/DN 125	60.00	15.00	11.70	11.00	5 x 19.30	1120.00
SFE 5/15-100	5	IN-VC 15-100	DN 125/DN 125	60.00	15.00	13.00	11.00	5 x 19.30	1125.00
SFE 6/15-20	6	IN-VC 15-20	DN 125/DN 125	75.00	15.00	2.50	2.20	6 x 4.60	505.00
SFE 6/15-30	6	IN-VC 15-30	DN 125/DN 125	75.00	15.00	3.80	3.00	6 x 5.80	555.00
SFE 6/15-40	6	IN-VC 15-40	DN 125/DN 125	75.00	15.00	5.10	4.00	6 x 7.40	590.00
SFE 6/15-50	6	IN-VC 15-50	DN 125/DN 125	75.00	15.00	6.50	5.50	6 x 10.00	825.00
SFE 6/15-60	6	IN-VC 15-60	DN 125/DN 125	75.00	15.00	7.80	7.50	6 x 13.30	830.00
SFE 6/15-70	6	IN-VC 15-70	DN 125/DN 125	75.00	15.00	9.10	7.50	6 x 13.30	860.00
SFE 6/15-80	6	IN-VC 15-80	DN 125/DN 125	75.00	15.00	10.40	11.00	6 x 19.30	1330.00
SFE 6/15-90	6	IN-VC 15-90	DN 125/DN 125	75.00	15.00	11.70	11.00	6 x 19.30	1335.00
SFE 6/15-100	6	IN-VC 15-100	DN 125/DN 125	75.00	15.00	13.00	11.00	6 x 19.30	1340.00

MULTICELL

Order information

Multicell SFE 2-30 to 2-100 with 2 to 6 pumps and SFE 4-30 to 4-100 with 2 to 6 pumps

Type	Article no.	Type	Article no.
SFE 2/2-30	562.2031.000	**SFE 2/4-30**	562.4031.000
SFE 2/2-40	562.2041.000	**SFE 2/4-40**	562.4041.000
SFE 2/2-50	562.2051.000	**SFE 2/4-50**	562.4051.000
SFE 2/2-60	562.2061.000	**SFE 2/4-60**	562.4061.000
SFE 2/2-70	562.2071.000	**SFE 2/4-70**	562.4071.000
SFE 2/2-80	562.2081.000	**SFE 2/4-80**	562.4081.000
SFE 2/2-90	562.2091.000	**SFE 2/4-90**	562.0409.500
SFE 2/2-100	562.2101.000	**SFE 2/4-100**	562.4101.000
SFE 3/2-30	563.2031.000	**SFE 3/4-30**	563.4031.000
SFE 3/2-40	563.2041.000	**SFE 3/4-40**	563.4041.000
SFE 3/2-50	563.2051.000	**SFE 3/4-50**	563.4051.000
SFE 3/2-60	563.2061.000	**SFE 3/4-60**	563.4061.000
SFE 3/2-70	563.2071.000	**SFE 3/4-70**	563.4071.000
SFE 3/2-80	563.2081.000	**SFE 3/4-80**	563.4081.000
SFE 3/2-90	563.2091.000	**SFE 3/4-90**	563.0409.500
SFE 3/2-100	563.2101.000	**SFE 3/4-100**	563.4101.000
SFE 4/2-30	564.2031.000	**SFE 4/4-30**	564.4031.000
SFE 4/2-40	564.2041.000	**SFE 4/4-40**	564.4041.000
SFE 4/2-50	564.2051.000	**SFE 4/4-50**	564.4051.000
SFE 4/2-60	564.2061.000	**SFE 4/4-60**	564.4061.000
SFE 4/2-70	564.2071.000	**SFE 4/4-70**	564.4071.000
SFE 4/2-80	564.2081.000	**SFE 4/4-80**	564.4081.000
SFE 4/2-90	564.2091.000	**SFE 4/4-90**	564.0409.500
SFE 4/2-100	564.2101.000	**SFE 4/4-100**	564.4101.000
SFE 5/2-30	565.0203.500	**SFE 5/4-30**	565.0403.500
SFE 5/2-40	565.0204.500	**SFE 5/4-40**	565.0404.500
SFE 5/2-50	565.0205.500	**SFE 5/4-50**	565.0405.500
SFE 5/2-60	565.0206.500	**SFE 5/4-60**	565.0406.500
SF E 5/2-70	565.0207.500	**SFE 5/4-70**	565.0407.500
SFE 5/2-80	565.0208.500	**SFE 5/4-80**	565.0408.500
SFE 5/2-90	565.0209.500	**SFE 5/4-90**	565.0409.500
SFE 5/2-100	565.0210.500	**SFE 5/4-100**	565.0410.500
SFE 6/2-30	566.0203.500	**SFE 6/4-30**	566.0403.500
SFE 6/2-40	566.0204.500	**SFE 6/4-40**	566.0404.500
SFE 6/2-50	566.0205.500	**SFE 6/4-50**	566.0405.500
SFE 6/2-60	566.0206.500	**SFE 6/4-60**	566.0406.500
SFE 6/2-70	566.0207.500	**SFE 6/4-70**	566.0407.500
SFE 6/2-80	566.0208.500	**SFE 6/4-80**	566.0408.500
SFE 6/2-90	566.0209.500	**SFE 6/4-90**	566.0409.500
SFE 6/2-100	566.0210.500	**SFE 6/4-100**	566.0410.500
Commissioning (Net)	INBK02		

MULTICELL

Order information

Multicell SFE 6-30 to 4-100 with 2 to 6 pumps and SFE 10-30 to 10-100 with 2 to 6 pumps

Type	Article no.	Type	Article no.
SFE 2/6-30	562.0603.500	**SFE 2/10-30**	562.8031.000
SFE 2/6-40	562.0604.500	**SFE 2/10-40**	562.8041.000
SFE 2/6-50	562.0605.500	**SFE 2/10-50**	562.8051.000
SFE 2/6-60	562.0606.500	**SFE 2/10-60**	562.8061.000
SFE 2/6-70	562.0607.500	**SFE 2/10-70**	562.8071.000
SFE 2/6-80	562.0608.500	**SFE 2/10-80**	562.8081.000
SFE 2/6-90	562.0609.500	**SFE 2/10-90**	562.8091.000
SFE 2/6-100	562.0610.500	**SFE 2/10-100**	562.8101.000
SFE 3/6-30	563.0603.500	**SFE 3/10-30**	563.8031.000
SFE 3/6-40	563.0604.500	**SFE 3/10-40**	563.8041.000
SFE 3/6-50	563.0605.500	**SFE 3/10-50**	563.8051.000
SFE 3/6-60	563.0606.500	**SFE 3/10-60**	563.8061.000
SFE 3/6-70	563.0607.500	**SFE 3/10-70**	563.8071.000
SFE 3/6-80	563.0608.500	**SFE 3/10-80**	563.8081.000
SFE 3/6-90	563.0609.500	**SFE 3/10-90**	563.8091.000
SFE 3/6-100	563.0610.500	**SFE 3/10-100**	563.8101.000
SFE 4/6-30	564.0603.500	**SFE 4/10-30**	564.8031.000
SFE 4/6-40	564.0604.500	**SFE 4/10-40**	564.8041.000
SFE 4/6-50	564.0605.500	**SFE 4/10-50**	564.8051.000
SFE 4/6-60	564.0606.500	**SFE 4/10-60**	564.8061.000
SFE 4/6-70	564.0607.500	**SFE 4/10-70**	564.8071.000
SFE 4/6-80	564.0608.500	**SFE 4/10-80**	564.8081.000
SFE 4/6-90	564.0609.500	**SFE 4/10-90**	564.8091.000
SFE 4/6-100	564.0610.500	**SFE 4/10-100**	564.8101.000
SFE 5/6-30	565.0603.500	**SFE 5/10-30**	565.1003.500
SFE 5/6-40	565.0604.500	**SFE 5/10-40**	565.1004.500
SFE 5/6-50	565.0605.500	**SFE 5/10-50**	565.1005.500
SFE 5/6-60	565.0606.500	**SFE 5/10-60**	565.1006.500
SFE 5/6-70	565.0607.500	**SFE 5/10-70**	565.1007.500
SFE 5/6-80	565.0608.500	**SFE 5/10-80**	565.1008.500
SFE 5/6-90	565.0609.500	**SFE 5/10-90**	565.1009.500
SFE 5/6-100	565.0610.500	**SFE 5/10-100**	565.1010.500
SFE 6/6-30	566.0603.500	**SFE 6/10-30**	566.1003.500
SFE 6/6-40	566.0604.500	**SFE 6/10-40**	566.1004.500
SFE 6/6-50	566.0605.500	**SFE 6/10-50**	566.1005.500
SFE 6/6-60	566.0606.500	**SFE 6/10-60**	566.1006.500
SFE 6/6-70	566.0607.500	**SFE 6/10-70**	566.1007.500
SFE 6/6-80	566.0608.500	**SFE 6/10-80**	566.1008.500
SFE 6/6-90	566.0609.500	**SFE 6/10-90**	566.1009.500
SFE 6/6-100	566.0610.500	**SFE 6/10-100**	566.1010.500
Commissioning (Net)	INBK02		

MULTICELL

Order information

Multicell SFE 15-20 to 15-100 with 2 to 6 pumps

Type	Article no.
SFE 2/15-20	562.9021.000
SFE 2/15-30	562.9031.000
SFE 2/15-40	562.9041.000
SFE 2/15-50	562.9051.000
SFE 2/15-60	562.9061.000
SFE 2/15-70	562.9071.000
SFE 2/15-80	562.9081.000
SFE 2/15-90	562.1509.500
SFE 2/15-100	562.9101.000
SFE 3/15-20	563.1502.500
SFE 3/15-30	563.1503.500
SFE 3/15-40	563.1504.500
SFE 3/15-50	563.1505.500
SFE 3/15-60	563.1506.500
SFE 3/15-70	563.1507.500
SFE 3/15-80	563.1508.500
SFE 3/15-90	563.1509.500
SFE 3/15-100	563.1510.500
SFE 4/15-20	564.1502.500
SFE 4/15-30	564.1503.500
SFE 4/15-40	564.1504.500
SFE 4/15-50	564.1505.500
SFE 4/15-60	564.1506.500
SFE 4/15-70	564.1507.500
SFE 4/15-80	564.1508.500
SFE 4/15-90	564.1509.500
SFE 4/15-100	564.1510.500
SFE 5/15-20	565.1502.500
SFE 5/15-30	565.1503.500
SFE 5/15-40	565.1504.500
SFE 5/15-50	565.1505.500
SFE 5/15-60	565.1506.500
SFE 5/15-70	565.1507.500
SFE 5/15-80	565.1508.500
SFE 5/15-90	565.1509.500
SFE 5/15-100	565.1510.500
SFE 6/15-20	566.1502.500
SFE 6/15-30	566.1503.500
SFE 6/15-40	566.1504.500
SFE 6/15-50	566.1505.500
SFE 6/15-60	566.1506.500
SFE 6/15-70	566.1507.500
SFE 6/15-80	566.1508.500
SFE 6/15-90	566.1509.500
SFE 6/15-100	566.1510.500
Commissioning (Net)	INBK02

MULTICELL

Dimensions

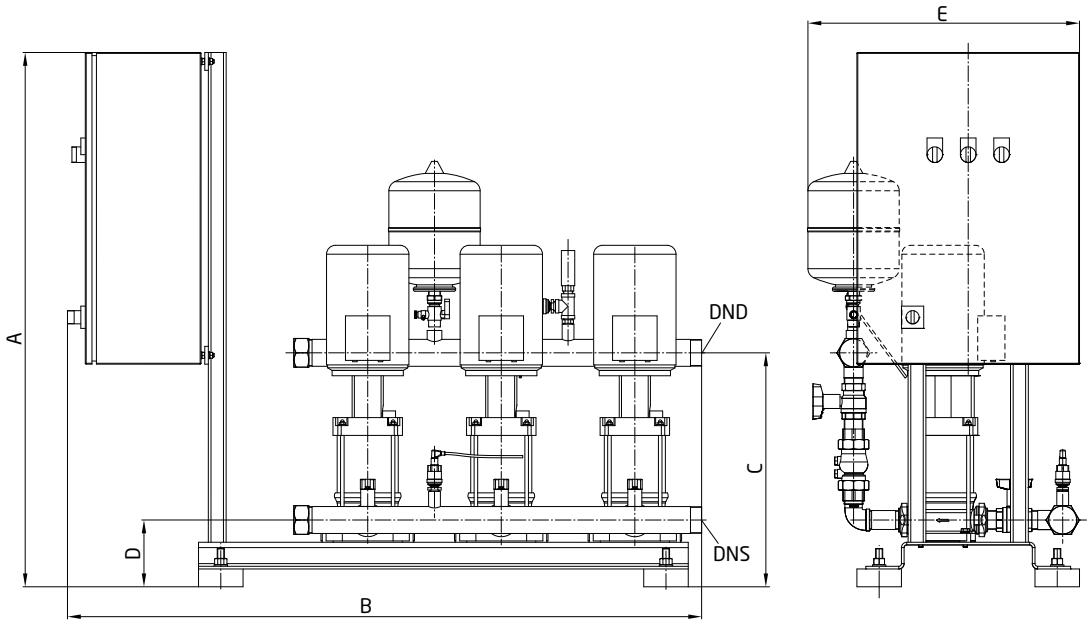

Multicell SFE 2-30 to 2-100

Number of pumps	A	B	C	D	E
2	1200	1020	500	150	610
3	1200	1320	500	150	610
4	1200	1620	500	150	610
5	1200	1920	500	150	610
6	1200	2220	500	150	610

Multicell SFE 4-30 to 4-100 / Multicell SFE 6-30 to 6-100

Number of pumps	A	B	C	D	E
2	1200	1020	530	150	610
3	1200	1320	530	150	610
4	1200	1620	530	150	610
5	1200	1920	530	150	610
6	1200	2220	530	150	610

Multicell SFE 10-30 to 10-100

Number of pumps	A	B	C	D	E
2	1200	1020	600	180	610
3	1200	1320	600	180	610
4	1200	1620	600	180	610
5	1200	1920	600	180	610
6	1200	2220	600	180	610

Multicell SFE 15-30 to 15-100

Number of pumps	A	B	C	D	E
2	1500	1070	700	190	1000
3	1500	1490	700	190	1000
4	1500	2050	700	190	1000
5	1500	2330	700	190	1000
6	1500	2750	700	190	1000

Connections seen on the supply line:
Inlet right front side, pressure side right back side, switch box left as standard. Modifications possible on request.

ACCESSORIES

Aquacell/Multicell

Dry run protection

Type	Article no.	Weight (kg)
Float switch with 10 m cable (red)	500.8400.003	5.00
Pressure switch in feed line with pre-pressure over 1 bar	561.9901.000	0.50
Pressure switch in pressure line with pre-pressure below 1 bar	561.9902.000	0.50
Weight for float switch	500.8499.998	0.70

Diaphragm pressure vessel, PN 10, for drinking water
with replaceable diaphragm resistant to food stuffs, preloaded with 4 bar, pressure gauge, filling valve and manufacturer's certificate. Container has additional inner coating. All containers are equipped with dual connections.

Type	Article no.	Volume (l)	Max. volume flow (m^3/h)	ØD (mm)	H (mm)	Connection (DN)	Weight (kg)
Refix DT 80	505.4100.080	80	15	480	750	50	23.70
Refix DT 100	505.4100.100	100	15	480	834	50	26.80
Refix DT 200	505.4100.200	200	15	634	973	50	53.00
Refix DT 300	505.4100.300	300	15	634	1273	50	59.00
Refix DT 400	505.4100.400	400	15	740	1245	50	80.00
Refix DT 500	505.4100.500	500	15	740	1475	50	88.00

Type	Article no.	Volume (l)	Max. volume flow (m^3/h)	ØD (mm)	H (mm)	Connection (DN)	Weight (kg)
Refix DT 80	505.4100.082	80	27	480	750	65	24.70
Refix DT 100	505.4100.102	100	27	480	834	65	27.80
Refix DT 200	505.4100.202	200	27	634	973	65	54.00
Refix DT 300	505.4100.302	300	27	634	1273	65	60.00
Refix DT 400	505.4100.402	400	27	740	1245	65	81.00
Refix DT 500	505.4100.501	500	27	740	1475	65	89.00

PN 16 on request

Diaphragm pressure vessel, PN 10, for process and fire extinguishing water
with replaceable diaphragm, preloaded with 4 bar, pressure gauge, filling valve and manufacturer's certificate. Container has additional inner coating. No medium flow, no shut-off, no drainage.

Type	Article no.	Volume (l)	ØD (mm)	H (mm)	Connection (G)	Weight (kg)
Refix DE 80	505.4300.080	80	480	737	1	14,00
Refix DE 100	505.4300.100	100	480	852	1	16,00
Refix DE 200	505.4300.200	200	634	967	1 ¼	36,50
Refix DE 300	505.4300.300	300	634	1267	1 ¼	41,60
Refix DE 400	505.4300.400	400	740	1245	1 ¼	74,00
Refix DE 500	505.4300.500	500	740	1475	1 ¼	106,00

PN 16 on request

ACCESSORIES

Aquacell/Multicell

Additional cost for pressure boosting unit with flange.

Size (Rp up to DN)	Article no.	Weight (kg)
1 ½ up to 40	560.6000.001	0.80
2 up to 50	560.6000.002	1.00
2 ½ up to 65	560.6000.003	1.20

Stainless steel compensator, PN 16, for drinking water, including tie rods.

Size (DN)	Article no.	Construction length (mm)	Weight (kg)
32	503.5400.032	135	5.00
40	503.5400.040	135	5.50
50	503.5400.050	155	7.10
65	503.5400.065	165	8.60
80	503.5400.080	175	10.2
100	503.5400.100	180	11.5
125	503.5400.125	200	16.3
150	503.5400.150	230	19.3

Rubber buffer PN 16 for drinking water, including length limiters.

Size (DN)	Article no.	Construction length (mm)	Weight (kg)
40	503.5200.040	100	3.60
50	503.5200.050	100	4.40
65	503.5200.065	100	5.30
80	503.5200.080	100	6.50
100	503.5200.100	100	7.30
125	503.5200.125	100	8.90
150	503.5200.150	100	12.3

Pressure reducer
with balanced single-seated valve, built-in dirt trap and transparent strainer cup (design A) or brass strainer cup (design B), housing and screws made from brass. static pressure max. 25 bar, back pressure 1,5 - 6 bar = design A, back pressure 1,5 - 12 bar = design B

Size (R)	Article no.	Design	Max. Q (m^3/h)	Weight (kg)
1	504.4100.025	A	4.00	1.30
1	504.4200.025	B	4.00	1.30
1 ¼	504.4100.032	A	6.00	1.60
1 ¼	504.4200.032	B	6.00	1.60
1 ½	504.4100.038	A	9.00	3.20
1 ½	504.4200.038	B	9.00	3.20
2	504.4100.050	A	12.00	4.40
2	504.4200.050	B	12.00	4.40
Pressure gauge	507.6121.010	R ¼, connection at rear, 0 - 10 bar, Ø 63 mm		

Foot valve made from brass, PN 10, seal in form of an o-ring, strainer made from plastic, temperature max. 60 °C.
Any installation position. Required for each pump when the unit is operated in intake mode.

Size (Rp)	Article no.	Weight (kg)
1 ¼	507.2210.032	0.40
1 ½	507.2210.038	0.50
2	507.2210.050	0.70

Feed tank, closed, pressureless and made from polyethylene. incl. floating inlet valve, dry run protection and float switch.

Size (l)	Article no.	Inlet pressure (bar)	Floating inlet valve (Rp)	Booster unit connection (Rp)	Weight (kg)
1100	569.9200.000	1.2 - 6.0	2	2	90.00
2000	569.9210.000	1.2 - 6.0	2	2	150.00