

BADU® Mat R 41 / Mat R 51

The robust allrounder keeps everything under control.
Manual 6-way multiport valve as a sidemount valve.

Field of application

Depending on the size and load, filter units have to be backwashed on a regular basis in order to wash away debris that has been filtered in.

Mode of operation

The valve regulates the flow of water and reverses it according to the chosen settings. Therefore the water flows back through the filter container and starts the backwashing process. These and other functions can be set easily and clearly on the BADU Mat using the handle. After backwashing, fresh water must be fed into the system in order to re-establish the original water level. This is best done automatically with the BADU BNR 300 or BNR 400, see pages 120-121.

Designs

- **BADU Mat R 41/3 A / BADU Mat R 51/3 A**
All connections open, with two sealing plugs.
- **BADU Mat R 41/3 G / BADU Mat R 51/3 G**
Threaded connections.
- **BADU Mat R 41/3 K / BADU Mat R 51/3 K**
Glue connections.
- **BADU Mat R 41/3 GK / BADU Mat R 51/3 GK**
Connections 2 + 3 = G.
Connections 1 + 4a + 5 = K.

Materials used

All parts which come into contact with water are made from corrosion resistant plastic, ABS or stainless steel.

Operating data

Water temperature max. 40 °C
Interior housing pressure max. 2.5 bar

Due to optimal water flow there is minimal flow noise and flow loss.
See flow characteristics on page 125.

Performance characteristic

- The gasket is in the upper part of the valve. This makes it easier to replace if it becomes worn.

Article no	Description	Connections
263.5000.000	BADU Mat R 41/3 GK	Rp 1½/d 50
263.3300.000	BADU Mat R 41/3 G	Rp 1½
263.3700.000	BADU Mat R 41/3 A	Rp 1½, with two R 1½ sealing plugs
263.3600.000	BADU Mat R 41/3 K	d 50
264.5000.000	BADU Mat R 51/3 GK	Rp 2/d 63
264.3300.000	BADU Mat R 51/3 G	Rp 2
264.3700.000	BADU Mat R 51/3 A	Rp 2, with two R 2 sealing plugs
264.3600.000	BADU Mat R 51/3 K	d 63

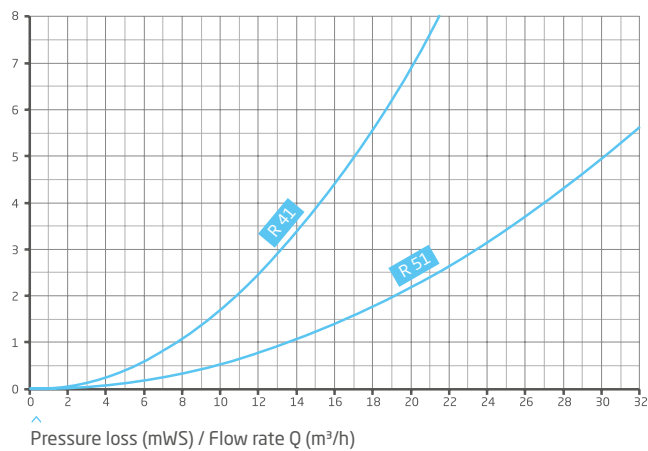


^
BADU Mat R 41



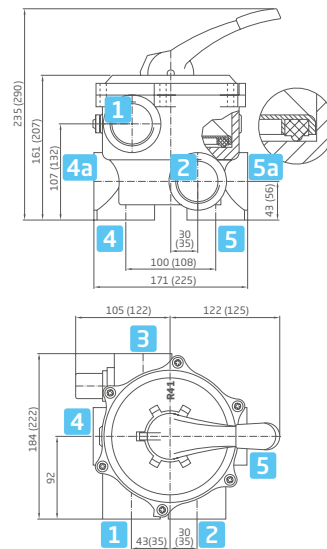
^
BADU Mat R 51

Flow characteristics

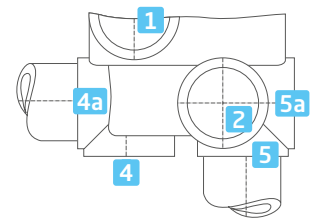


Dimensions

Detailed dimensions available on request or at badu.de



^
BADU Mat R 41/BADU Mat R 51



^
Version 3

- 1 Pump
- 2 Pool
- 3 Sewage
- 4 / 4a to the filter
- 5 / 5a from the filter

The measurements in brackets are for BADU Mat R 51.