

Pressure Sensor

V1.0 (YL-Y-012)

1 .Technical Parameters

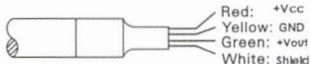
Output Signal	(4-20) mA	(0-5) V	(0-10) V	(0.5-4.5) V	(1-5) V	mV/V
Signal Line	2 Wire	3 Wire	3 Wire	3 Wire	3 Wire	4 Wire
Supply Voltage	9~30VDC	9~30VDC	15~30VDC	5VDC	9~30VDC	5~15VDC

2 .Electrical Connection

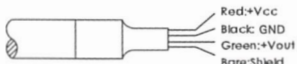
Direct line



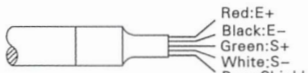
Current model-2Wire



Voltage model-3Wire



Voltage model-3Wire



mV signal wiring

Red: +Vcc
Black: +Iout
Bare:Shield

Red: +Vcc
Yellow: GND
Green: +Vout
White: shield

Red:+Vcc
Black: GND
Green:+Vout
Bare:Shield

Red:E+
Black:E-
Green:S+
White:S-
Bare:Shield

Packard connector



4-20mA 2-Wire	A	+Vcc	Red
	B	+Iout	Black
0.5-4.5VDC 0-5 VDC 1-5 VDC 0-10 VDC	A	+Vcc	Red
	B	GND	Black
3-Wire	C	+Vout	Green

Hirschmann connector



4-20mA 2-Wire	1	+Vcc	Red
	2	+Iout	Black
0.5-4.5VDC 0-5 VDC 1-5 VDC 0-10 VDC	1	+Vcc	Red
	2	+Vout	Green
3-Wire	3	GND	Black
	4	⊥ (Shield)	Bare

DIN72585



4-20mA 2-Wire	3	+Iout	Black
	1	+Vcc	Red
0.5-4.5VDC 0-5 VDC 1-5 VDC 0-10 VDC	3	+Vout	Green
	2	GND	Black
3-Wire	1	+Vcc	Red

AMP Connector



4-20mA 2-Wire	2	+Iout	Black
	3	+Vcc	Red
0.5-4.5VDC 0-5 VDC 1-5 VDC 0-10 VDC	1	+Vout	Green
	2	GND	Black
3-Wire	3	+Vcc	Red

M12 connector



4-20mA 2-Wire	1	+Vcc	Brown / Red
	3	+Iout	Blue / Black
0.5-4.5VDC 0-5 VDC 1-5 VDC 0-10 VDC	1	+Vcc	Brown / Red
	2	+Vout	White / Green
3-Wire	3	GND	Blue / Black

